


What is Digital History?





Introductions

Hello!

Ashley Sanders, Ph.D.

Vice Chair, Digital Humanities
UCLA






Methods

Digital Research Methods & Exemplary Projects

1

You can use digital
research methods but
publish in traditional
formats!



Digital Research Methods

1. Data Visualization & Analysis
2. Text Analysis
3. Network Visualization & Analysis
4. Geospatial & Temporal Visualization
5. 2D/3D Image Rendering
6. Multimedia & Multi-sensory
7. Embodied & Community Engaged History

1. Data Visualization & Analysis

"Everything on Paper Will Be Used Against Me:" Quantifying Kissinger

Text Analysis, Visualization
and Historical Interpretation
of the DNSA Kissinger
Correspondence

ALL POSTS

TEXT ANALYSIS METHODS ▶

VISUALIZATIONS ▶

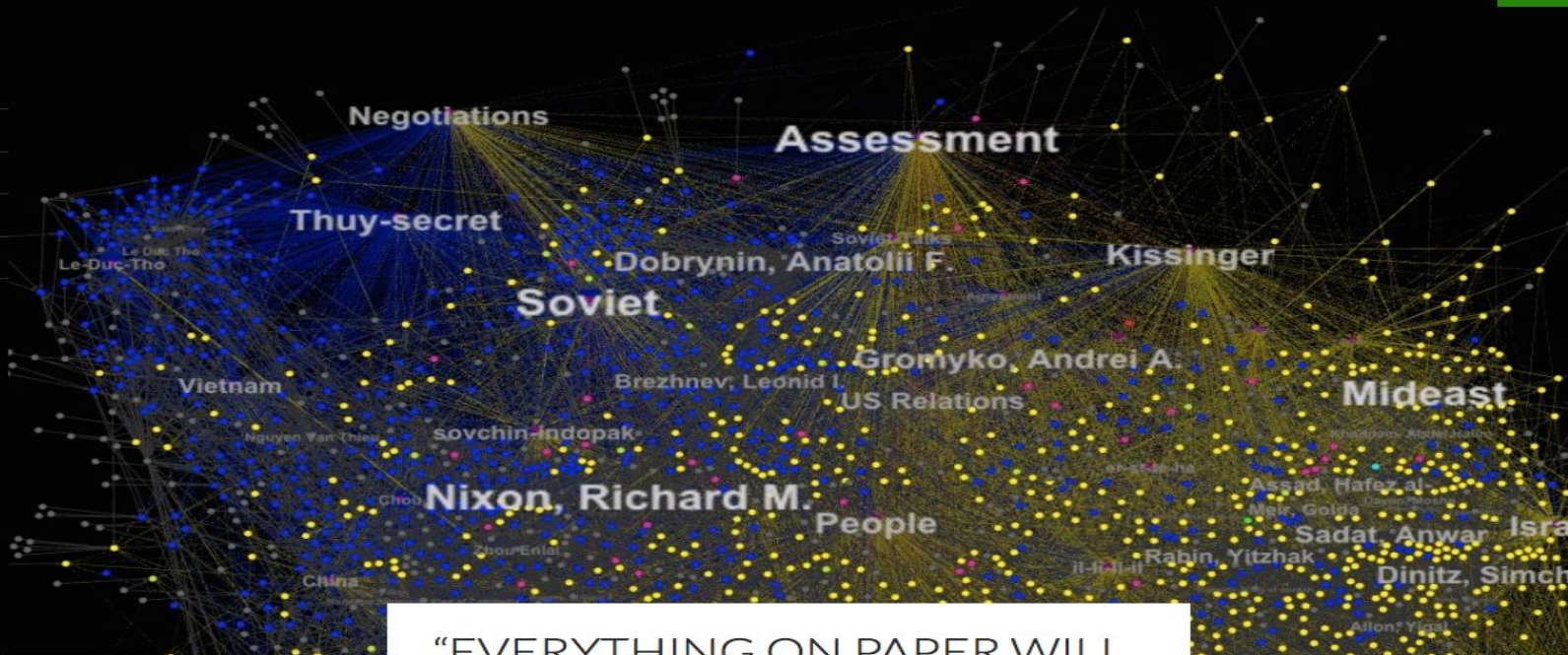
INTERACTIVITY ▶

Micki Kaufman, MA
Doctoral Student in US History
CUNY Graduate Center,
New York NY USA
Twitter: @MickiKaufman

Search ...

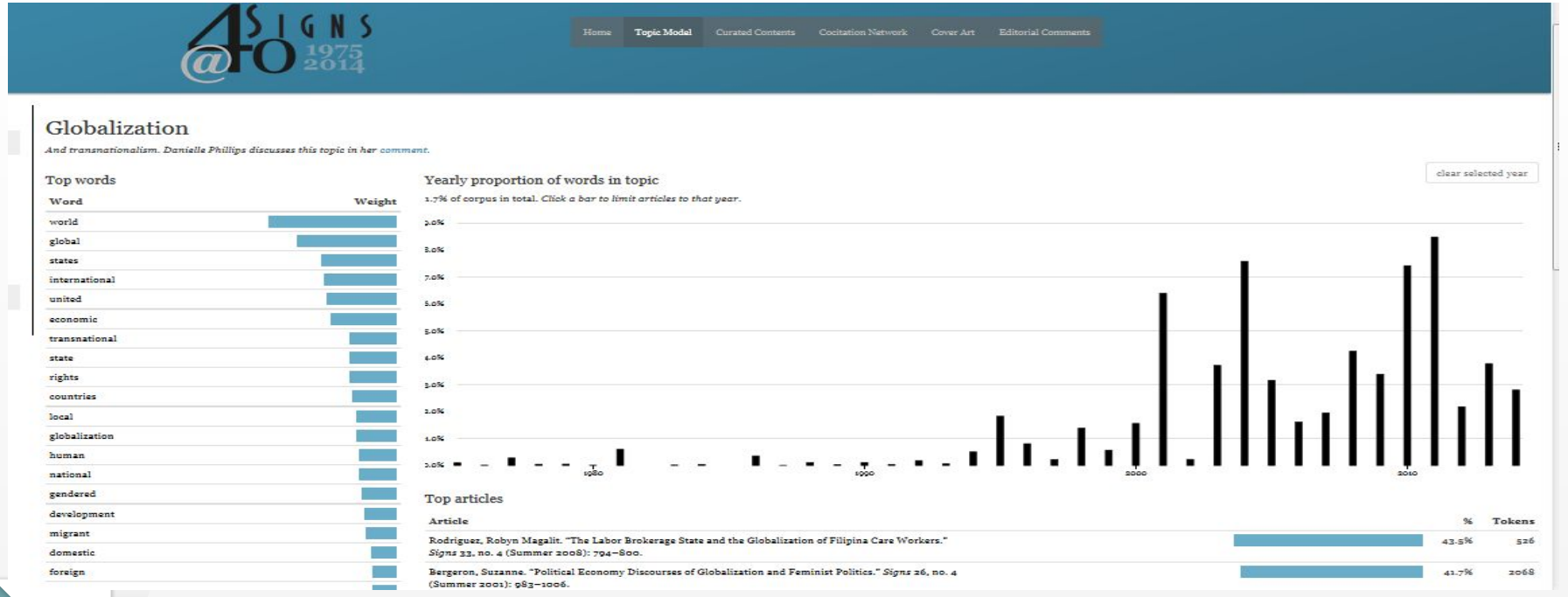
ARCHIVES

January 2015
December 2014
September 2014
July 2014



“EVERYTHING ON PAPER WILL
BE USED AGAINST ME”:

2. Text Analysis

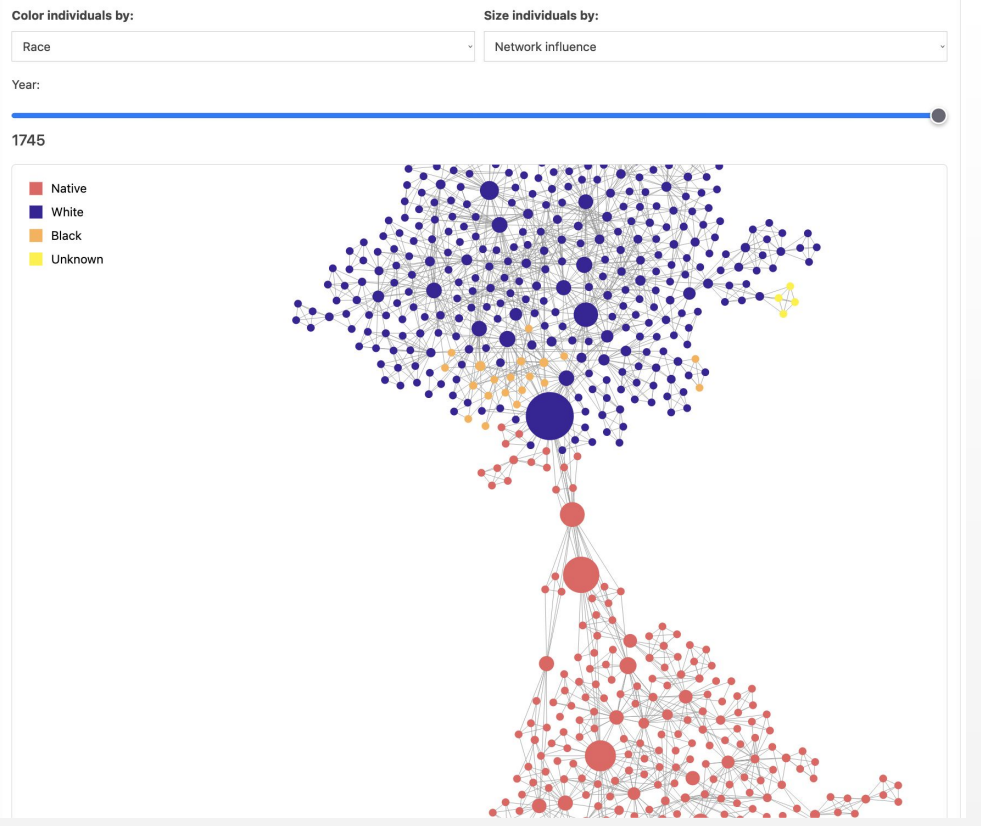


3. Network Visualization & Analysis

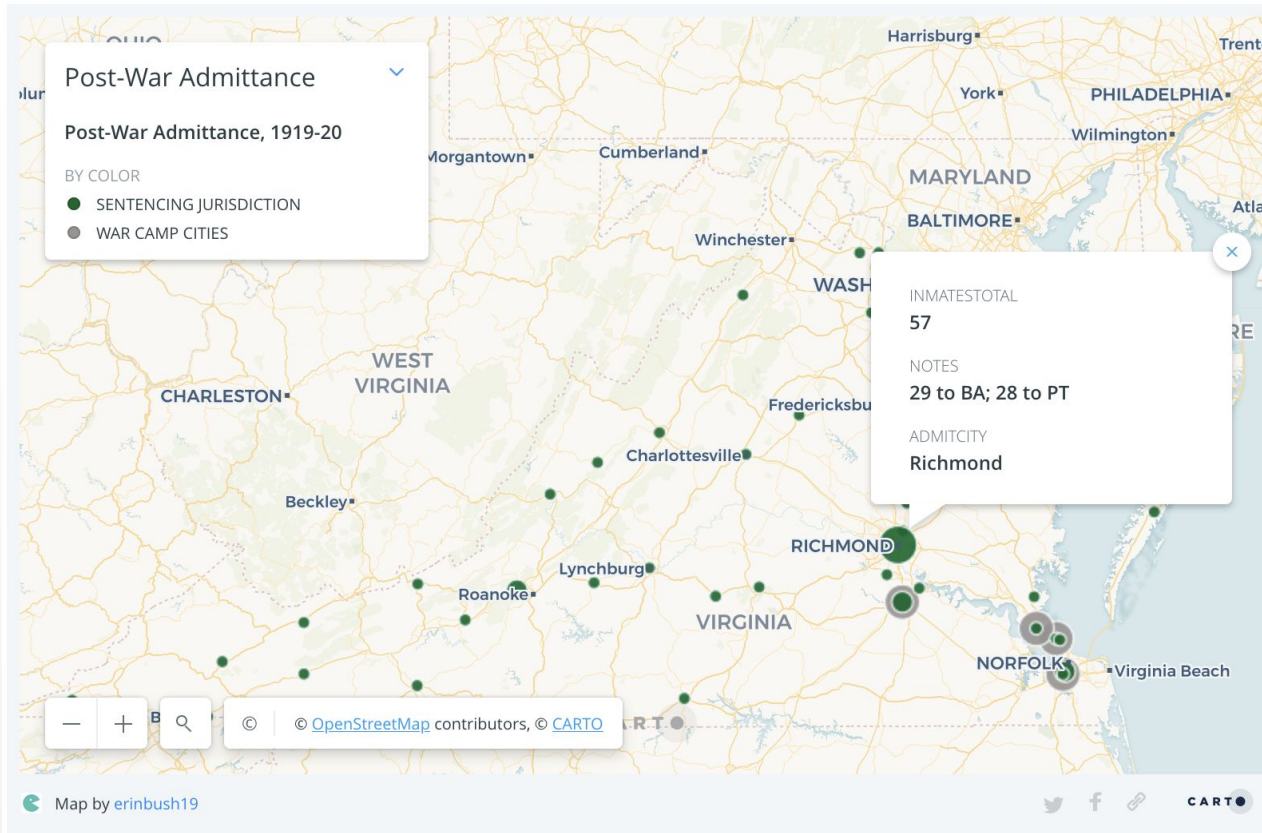
The network of relations documented by these baptisms made visible the ways in which ethnic and racial boundaries were made, maintained, and occasionally crossed. The prominence of a Dutch woman as an intercultural go-between, as well as Iroquois women's roles as connectors in the context of baptismal sponsorships suggests that in Iroquoia, women played a role in defining the social borders of their communities in ways elided by the model of male intercultural brokers or Native women's fur trade intermarriages.

9

--Maeve Kane



4. Geospatial & Temporal Visualization



4. Geospatial & Temporal Visualization

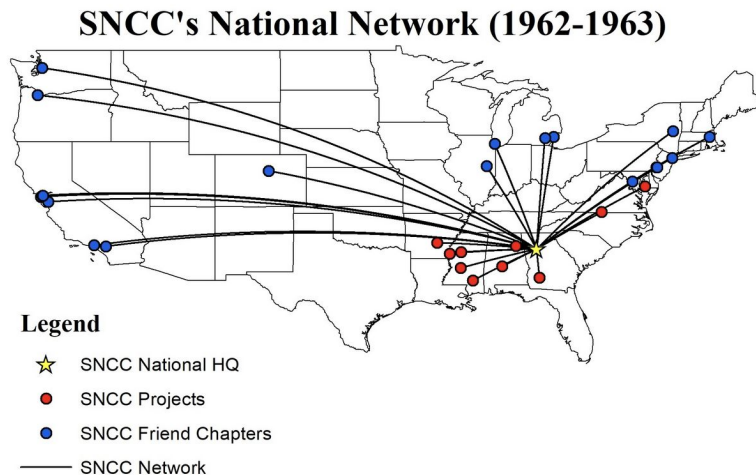
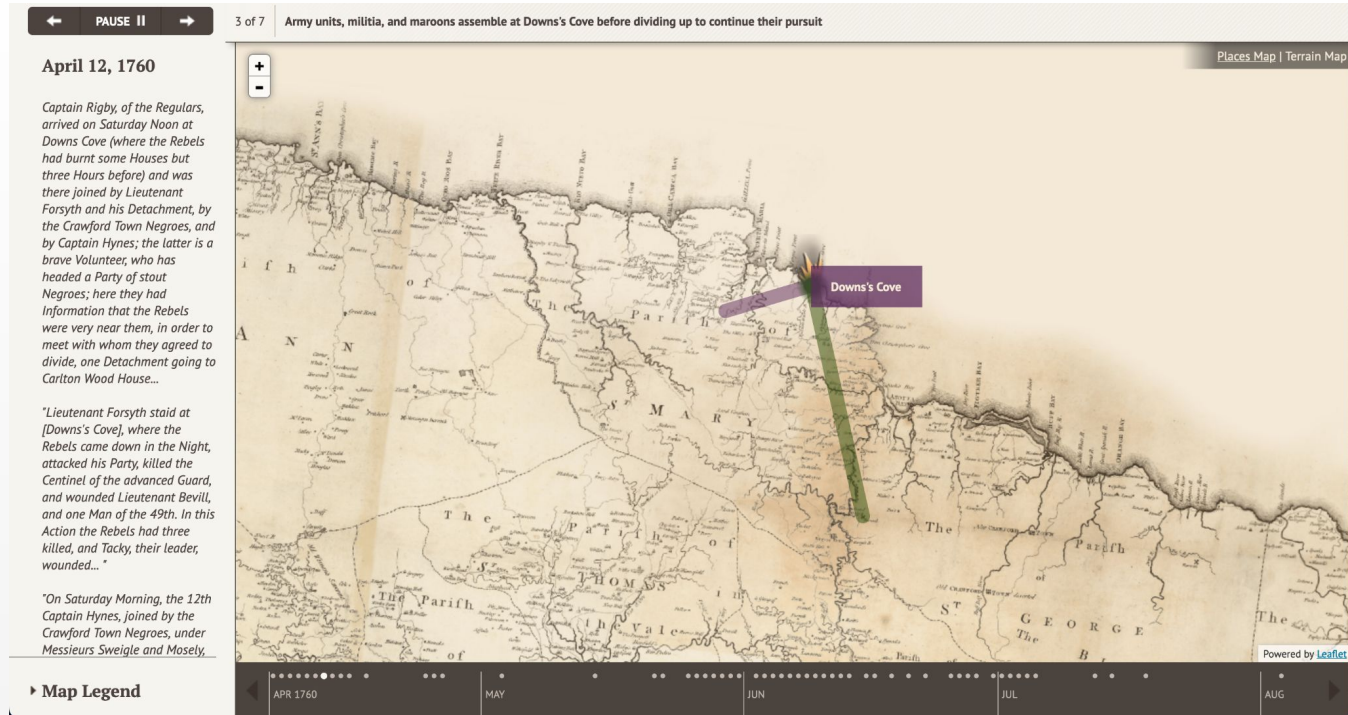


Figure 1. This map demonstrates the geographical reach of Friends of SNCC Chapters. The Atlanta office served as a central organizing hub in terms of communicating news and needs related to the projects to the chapters across the United States. Certain chapters, such as those in the Bay Area and in Boston, also developed their own regional networks. It's also important to note that this map only visualizes the nineteen Friend Chapters listed by SNCC's main Atlanta Office in 1963. By 1965, after SNCC's Mississippi Freedom Summer, Friends of SNCC Chapters increased to seventy-eight.

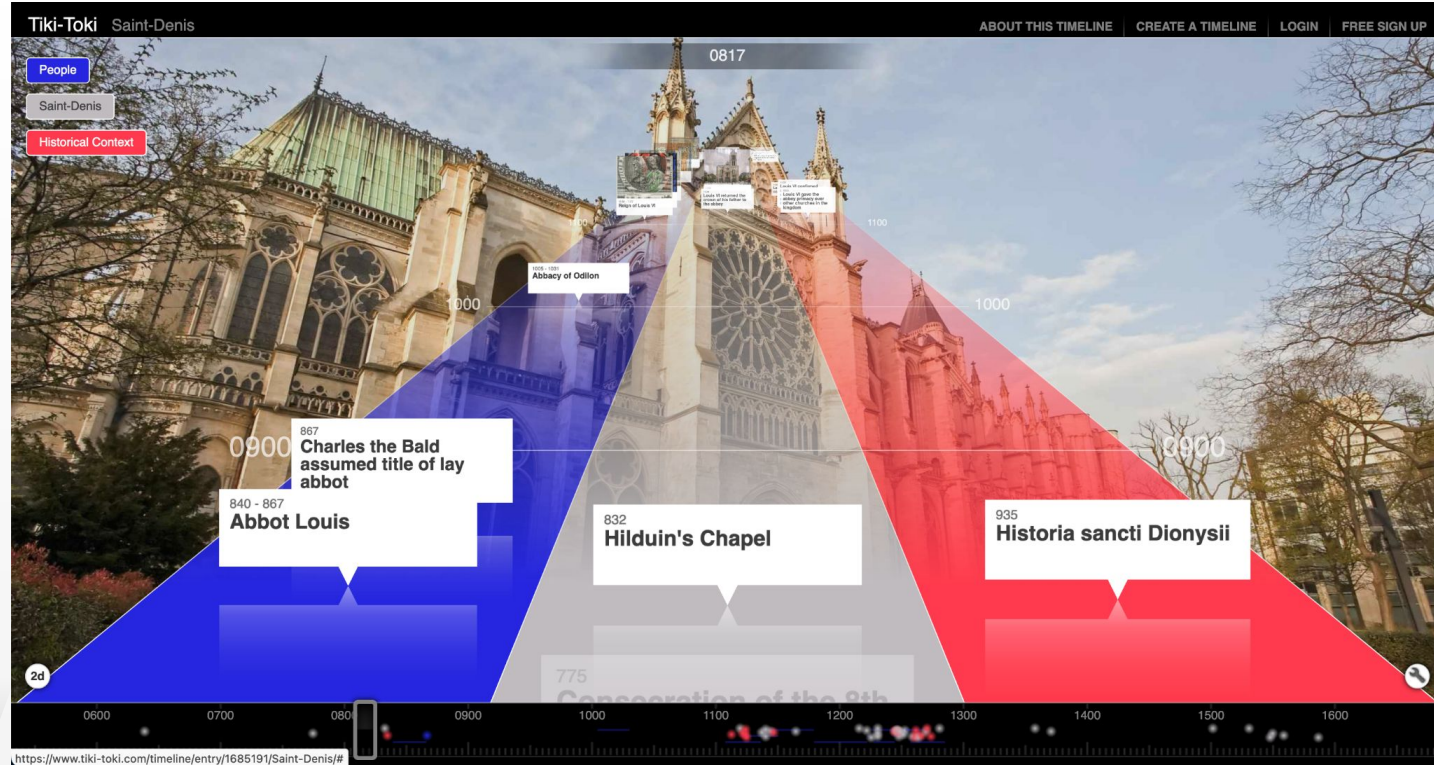
4. Geospatial & Temporal Visualization

“It was challenging to account for the **uncertainty** of much of the data. ... The graphics attempt to balance intelligibility with uncertainty, while maintaining viewers’ sense of the interpretive character of the database.”

12



4. Geospatial & Temporal Visualization



5. 2D/3D Image Rendering



5. 2D/3D Image Rendering

Paris Past and Present is a digital project that aims to create interactive 3D-digital models of great 'lost' monuments, architectural complexes, and diverse quarters of medieval Paris. New insights [include]: building practices, architects, ... structural properties, use, and function of medieval architecture.

15

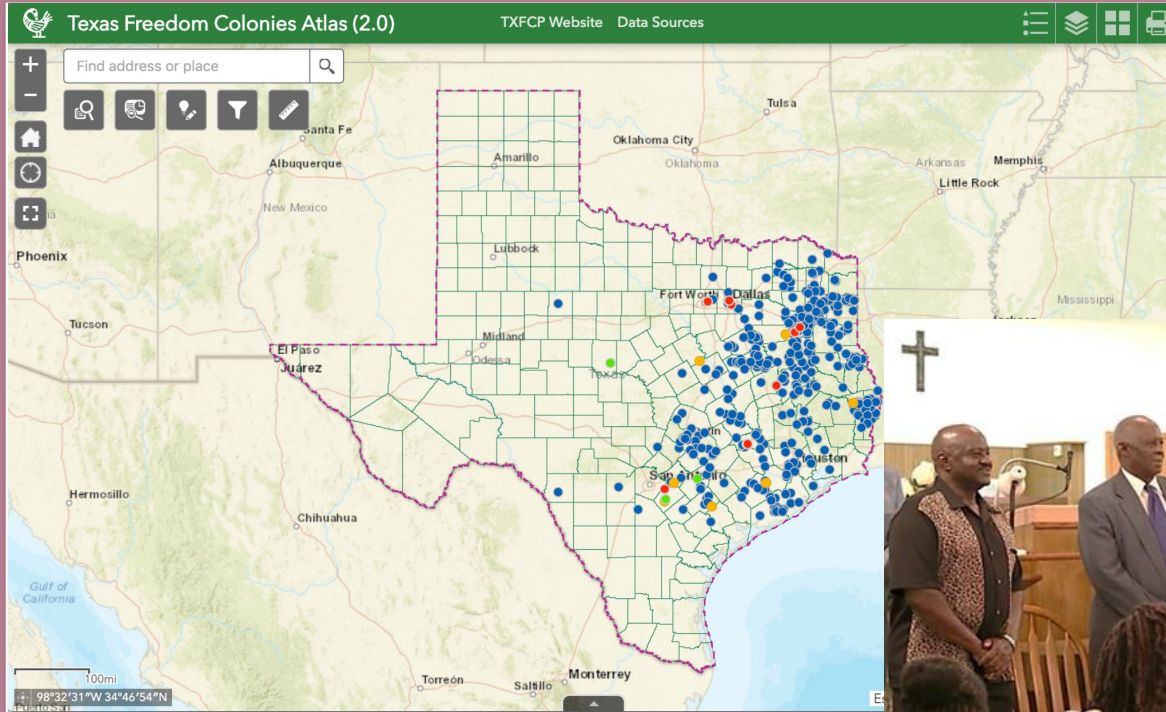
UCLA DIGITAL HUMANITIES Paris: Past and Present



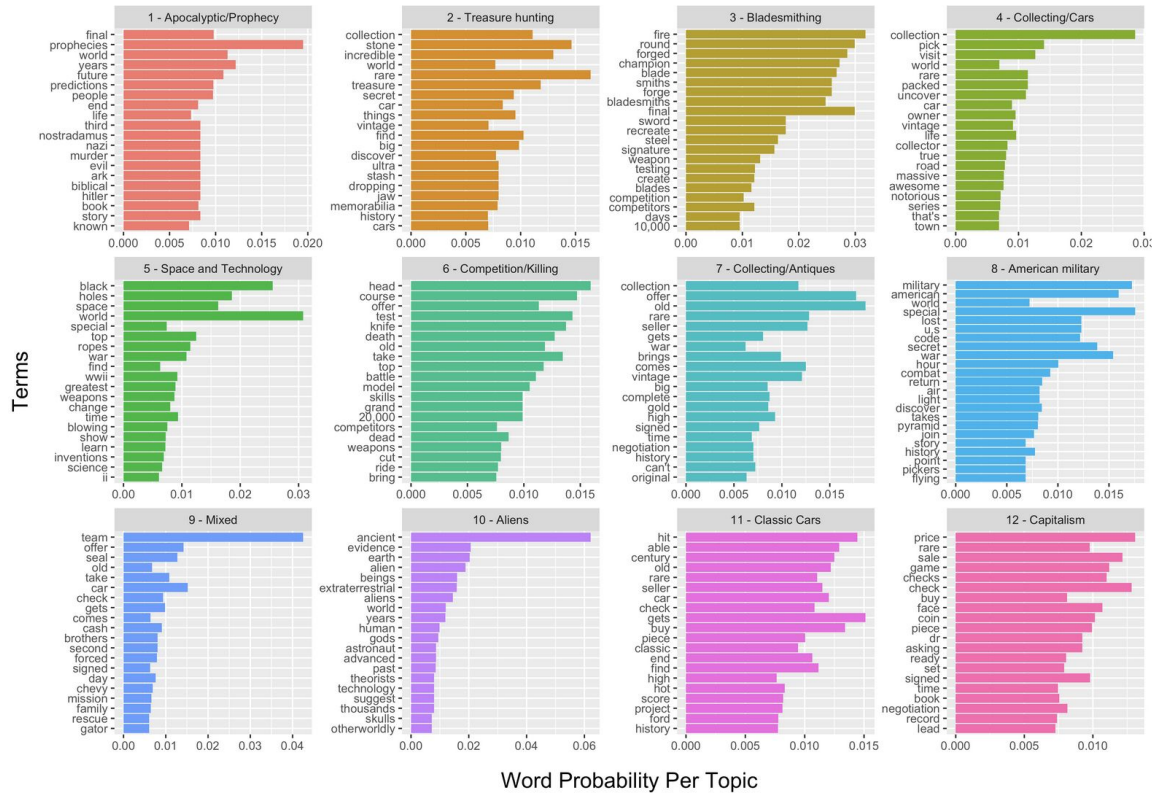
6. Multimedia & Multi-sensory



7. Capturing Embodied History + Community Engaged Preservation



Topics on History



You can also create
an innovative digital
publication!



Digital Publications

[HOME](#) [ARCHIVE](#)



...th grade, often
school bus. But she is a woman
in the same classes with children
and frayed.
other daughter, Beatrice, has accepted
of life. She is interested only
not mind if he also lives in

338

TAYLOR ARNOLD, COURTNEY RIVARD AND LAUREN TILTON

Layered Lives

Rhetoric and Representation in the Southern Life History Project

The Southern Life History Project, a Federal Writers' Project initiative, put unemployed writers to work during the Great Depression by capturing the stories of everyday people across the Southeast through a new form of social documentation called "life histories."

Layered Lives recovers the history of the Southern Life History Project (SLHP) through an interdisciplinary approach that combines close readings of archival material with computational methods that analyze the collection at scale. The authors grapple with the challenges of what counts as social knowledge, how to accurately represent social conditions, who could produce such knowledge, and who is and is not represented. Embedded within such debates are also struggles over what counts as data, evidence, and ways of knowing. As we look to our current moment, where debates about the opportunities and limits of quantification and the nature of data continue, the problems and promises that shaped the SLHP still shape how we capture and share stories today.

Enter

Taylor Arnold is Associate Professor of Linguistics and Data Science at the University of Richmond.



Digital Publications

BOOKS AUTHORS REQUESTS ABOUT

STANFORD UNIVERSITY PRESS



SEARCH



PUBLISHING DIGITAL SCHOLARSHIP

The fields of digital humanities and computational social sciences have ballooned in recent years. Emergent technologies and scholars' increasing fluency with these technologies are providing academics with new ways to visualize, analyze, and interpret data. Yet, there have been no formal channels for publication or consistent peer review standards for digital projects. Our initiative, funded by the Andrew W. Mellon Foundation, allowed us to advance a publishing process that helped authors develop their concept (in both content and form) and reach their market effectively to confer the same level of academic credibility on digital projects as print books receive. For more information, see our [blog](#) and [FAQ](#).

The Initiative



Transmedia Stories
Narrative Methods for Public Health and
Social Justice

Patrick Jagoda with Ireshia Bennett and
Ashlyn Sparrow

2022



America's Public Bible
A Commentary
Lincoln Mullen

2022



REDWOOD PRESS

DIGITAL PROJECTS

PUBLICATIONS

BLOG

FAQ

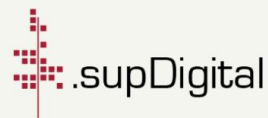
IMPRINTS

SUBJECTS

SERIES

CATALOGS

CONFERENCES



Reflections on a Digital Publishing Program,
Part 1

DigiPres 2022

Just Released: Taylor Arnold, Courtney Rivard
and Lauren Tilton's Layered Lives: Rhetoric and
Representation in the Southern Life Histories
Project

Meanwhile, Behind the Server Scenes...

Just Released: Massimo Riva's Shadow Plays:
Virtual Realities in an Analog World

Digital Publications



Digital Publications

THE KNOTTED LINE

LAUNCH

The Knotted Line is an interactive, tactile laboratory for exploring the historical relationship between freedom and confinement in the geographic area of the United States. With miniature paintings of over 50 historical moments from 1495-2025, The Knotted Line asks: *how is freedom measured?* Just as importantly, The Knotted Line imagines a new world through the work of grassroots movements for self-determination.

Educator Resources

Mobile-friendly version

THE KNOTTED LINE

About



DH Pedagogy

Incorporating Projects in the Classroom

2

Create open educational resources (OERs) for class

Pirates of the Mediterranean

Early Modern Period



Interested in learning more? Here are few resources to help you get started:

Easy-to-use Visual Storytelling with StoryMap JS

Overview | Back To Beginning ↶



THE GARDEN OF EARTHLY DELIGHTS - HIERONYMUS BOSCH

The Garden of Earthly Delights is the modern title given to a triptych by the Dutch painter Hieronymus Bosch during the Northern Renaissance. It has been housed in the Museo del Prado in Madrid since 1939. Dating from between 1490 and 1510, when Bosch was between about 40 and 60 years old, it is his best-known and most ambitious complete work.



Build Projects with Students (*Reviews in DH*)



Editors' Note: January 2022

by Roopika Risam, Jennifer Guiliano, Amanda Licastro, Dibya Roy, and Schuyler Esprit



Published: Jan 11, 2022

Editors' note on the January 2022 issue of Reviews in Digital Humanities, guest edited by Amanda Licastro, Dibyadyuti Roy, and Schuyler



Review: The Penn & Slavery Project

by Elizabeth Losh



Published: Jan 18, 2022

A review of The Penn & Slavery Project, an app and website investigating the University of Pennsylvania's relationship to slavery, directed by



Review: Indian Community Cookbooks Project

by Souvik Mukherjee



Published: Jan 18, 2022

A review of Indian Community Cookbooks Project, an archive of community cookbooks from India, directed by Khushi Gupta, Mukkan Pal, and



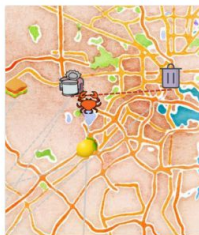
Review: The Delek Archives

by Arjun Ghosh



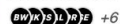
Published: Jan 18, 2022

A review of The Delek Archives, a blog documenting casteism and Islamophobia in Indian schools, directed by Titas Bose and Bhaswar Faisal Khan



Review: Baltimore Traces

by Brandon Walsh



Published: Jan 11, 2022

A review of Baltimore Traces, a multimedia teaching project on Baltimore, directed by Nicole King and Bill Shewbridge



Review: Digital Oral Histories for Reconciliation

by Jasmine Clark



Published: Jan 18, 2022

Review of Digital Oral Histories for Reconciliation, a virtual reality experience on the Nova Scotia Home for Coloured Children, directed by Kristina

Considerations

Time available

Your (or collaborator's) skills

Design

Individual or group

Scaffolding

Tools

Students' skill sets





Definitions

Digital Humanities

3



**What does
“digital humanities”
mean to you?**

DH is...

“

DH is the study, exploration, and preservation of, as well as education about, human cultures, events, languages, people, and material production in the past and present in a digital environment through the creation and use of dynamic tools to

- visualize and analyze data
- share and annotate primary sources
- discuss and publish findings
- collaborate on research and teaching

for scholars, students, and the general public.

(Ashley Sanders, 18 December 2013,
bit.ly/DHdefinition)

DH is...

“

a **nexus of fields** within which scholars use **computing technologies** to investigate the kinds of questions that are **traditional to the humanities**, or, as is more true of my own work, ask traditional kinds of humanities-oriented **questions about computing technologies**.

Kathleen Fitzpatrick, “Reporting from the Digital Humanities 2010 Conference,” ProfHacker, *The Chronicle of Higher Education* (13 July 2010).

“

We are using the term "**digital scholarship**," rather than "digital humanities," because we view DH as a **cross-disciplinary field**. The majority of projects are **collaborative** and enable participants from **various backgrounds** (i.e. programmers and historians) to connect, engage, and build together.

UConn Class Guide



Meanings

What does DH/digital history mean to you?



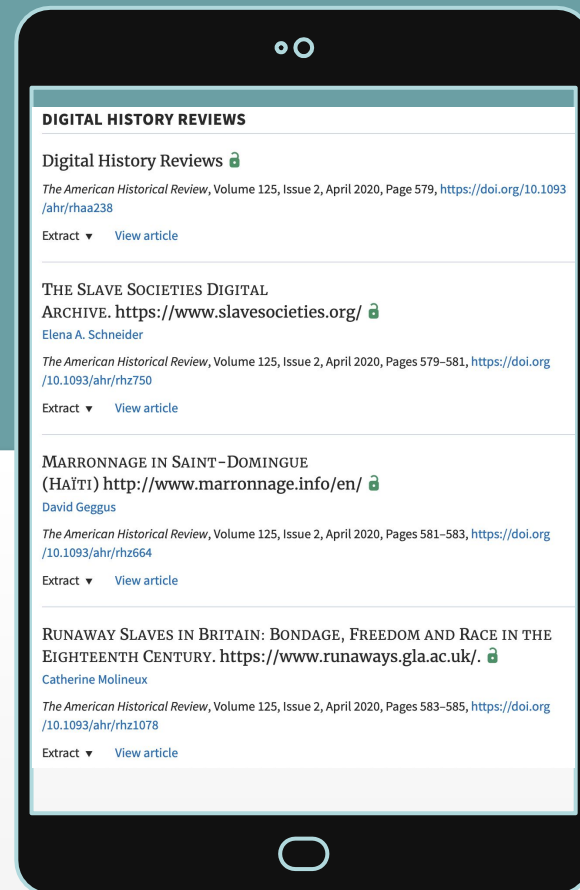
Where to find ideas

And how to learn more

4

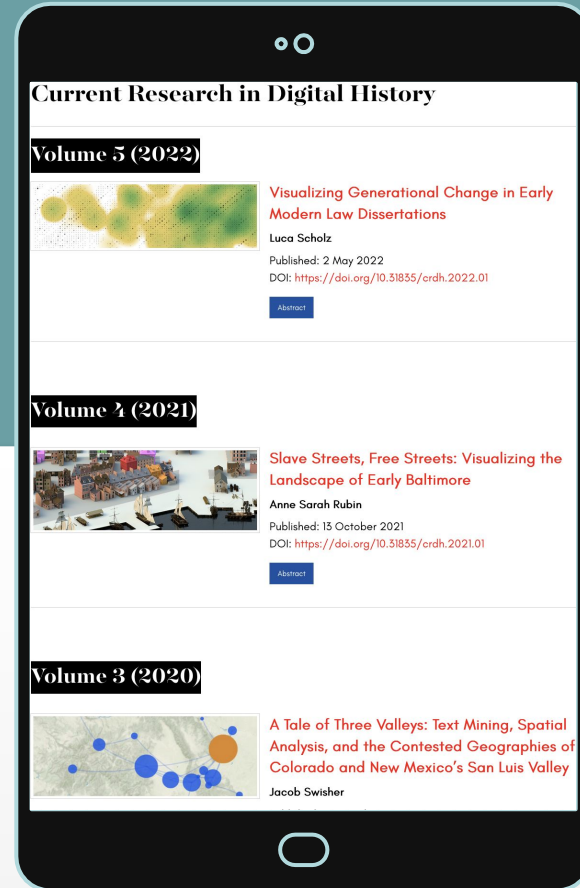
American Historical Review

- Shown: Volume 125, Issue 2 (April 2020)
- See also: “Digital Resources,” The American Historical Review, Volume 126, Issue 1, March 2021, Pages 441–442.



Current Research in Digital History

- open-access, peer-reviewed publication of the Roy Rosenzweig Center for History and New Media.
- discipline-specific arguments and interpretations



Where to find ideas



Reviews in DH

A peer-reviewed journal and project registry that facilitates scholarly evaluation and dissemination of digital humanities work and its outputs



Historical Methods

A Journal of Quantitative and Interdisciplinary History

It explores interdisciplinary approaches to new data sources, new approaches to older questions and material, and practical discussions of computer and statistical methodology, data collection, and sampling procedures.



DHQ

open-access, peer-reviewed, digital journal covering all aspects of digital media in the humanities. Published by the Association for Computers and the Humanities (ACH) and the Alliance of Digital Humanities Organizations (ADHO)



Nightingale

journal of the Data Visualization Society (DVS). Mission: “foster a community where every member benefits from resources that support growth, refinement, and expansion of data visualization knowledge, regardless of expertise level.”

Where to find ideas




Debates in the Digital Humanities




The Digital Black Atlantic
Roobika Risam, Kelly Baker Josephs




Debates in the Digital Humanities 2019



Bodies of Information
Intersectional Feminism and Digital



Making Things and Drawing Boundaries



Debates in the Digital Humanities 2016



Debates in the Digital Humanities

How to learn more

- Programming Historian
- Towards Data Science
- Learn code the Hard [thoughtful] Way
- The Book of R
- Your own campus workshops:
Library, IT, Ed Tech, Quant Labs,
etc.
- Collaborate with those who share
your interests & have skills!

EXPLORING BIG HISTORICAL DATA

The Historian's Macroscopic

Second Edition



Shawn Graham, Ian Milligan,
Scott B. Weingart & Kim Martin

 World Scientific



Text Analysis

A Hands-on Workshop

5

Voyant Tools

Note:

- Meanings of words in context
- What you notice, find interesting or surprising
- Any questions you have


Getting Started with Voyant Tools

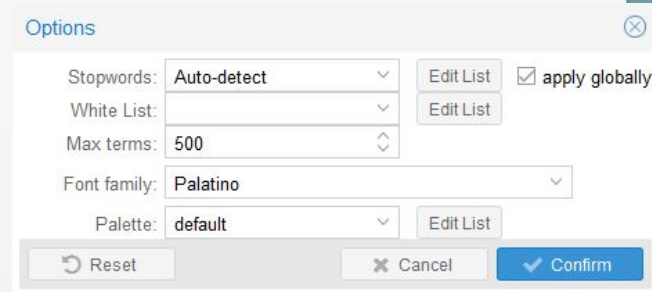
Voyant-Tools.org

1. Download the documents
2. Click the “Upload” button on Voyant Tools
3. Find the documents and select them all
4. Click “Open”

Getting Started with Voyant Tools

Stopwords: Words that carry little meaning & are removed from analysis

1. Hover over the ? in Cirrus tool and click the toggle switch:
2. Select “Edit st”
3. Copy & paste the stopwords list shared via slack.



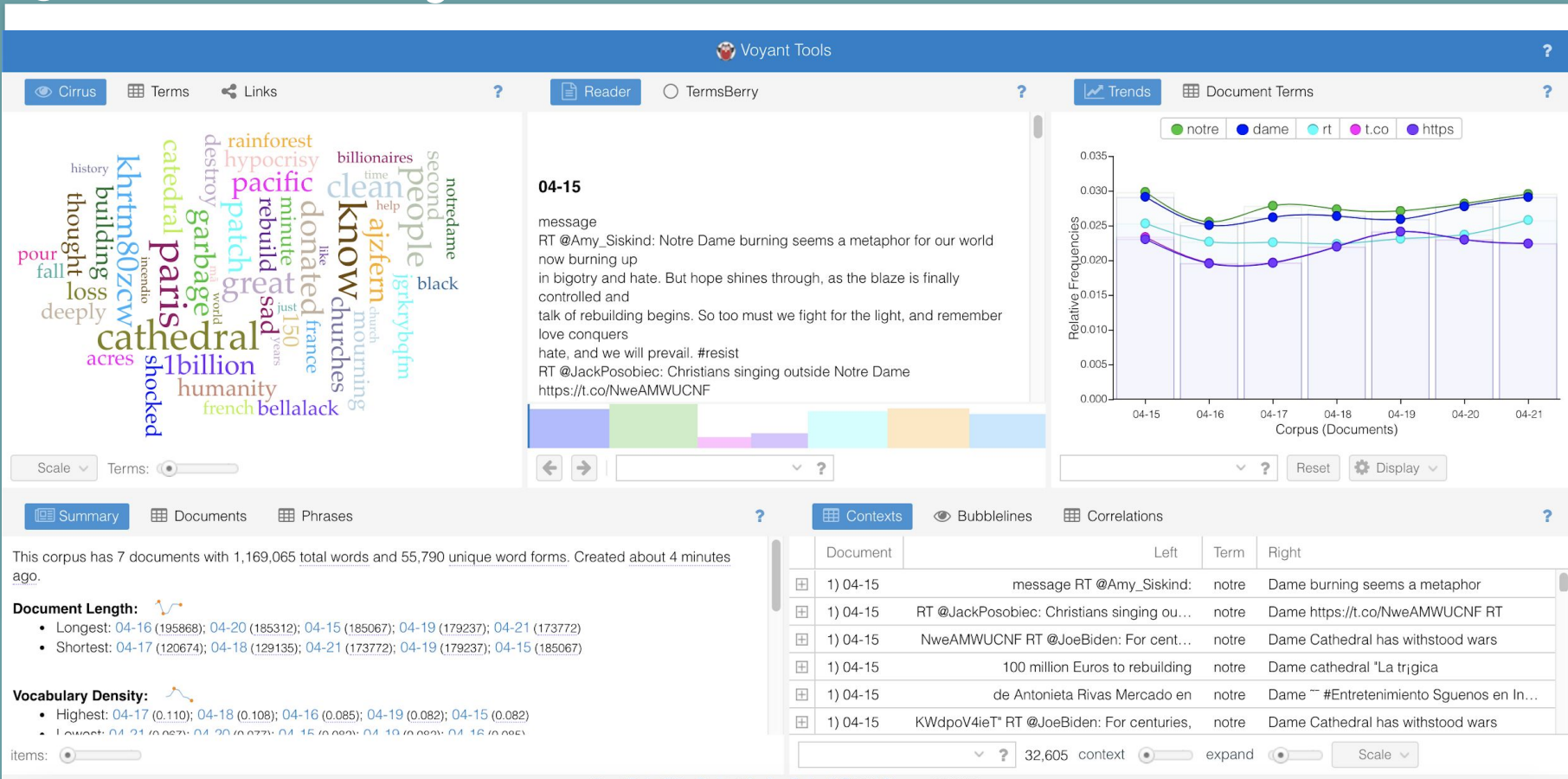
The screenshot shows the 'Options' dialog box in Voyant Tools. It contains several settings: 'Stopwords' is set to 'Auto-detect' with an 'Edit List' button; 'White List' is empty with an 'Edit List' button; 'Max terms' is set to '500'; 'Font family' is set to 'Palatino'; and 'Palette' is set to 'default' with an 'Edit List' button. There is a checkbox for 'apply globally' which is checked. At the bottom are 'Reset', 'Cancel', and 'Confirm' buttons.

Option	Value	Action
Stopwords	Auto-detect	Edit List
White List		Edit List
Max terms	500	
Font family	Palatino	
Palette	default	Edit List

☒ apply globally

Reset Cancel Confirm

Quick Tour: Voyant Tools Interface

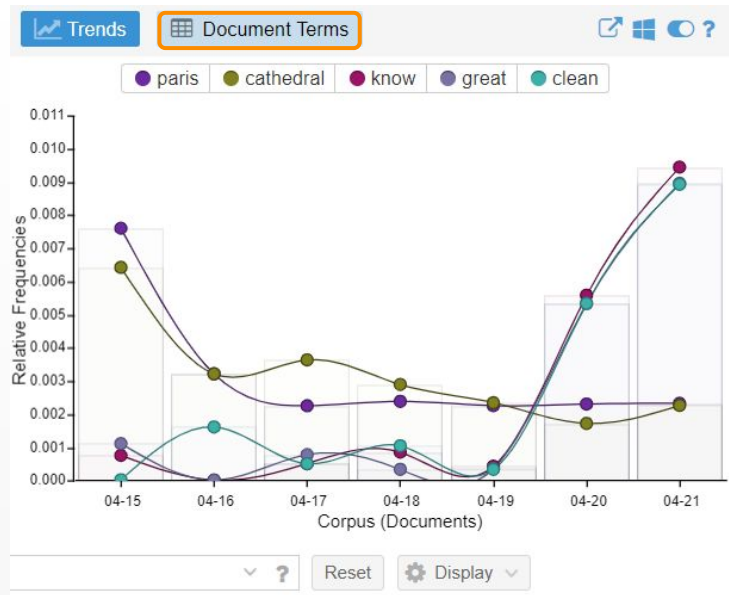




Place your mouse over the ? in the word cloud box and click on the the button that looks like a toggle switch to edit the stopwords. Add one stopwords per line. Then click “Save” and “Confirm.”

TF-IDF in Voyant Tools

1. Switch Trends (in the upper right) to Document Terms.
2. Add a column for “Significance,” which is calculated using tf-idf.
3. Sort in descending order
4. **What do the tf-idf scores tell you about how reactions surrounding the fire at Notre Dame changed over time?**



Trends Document Terms

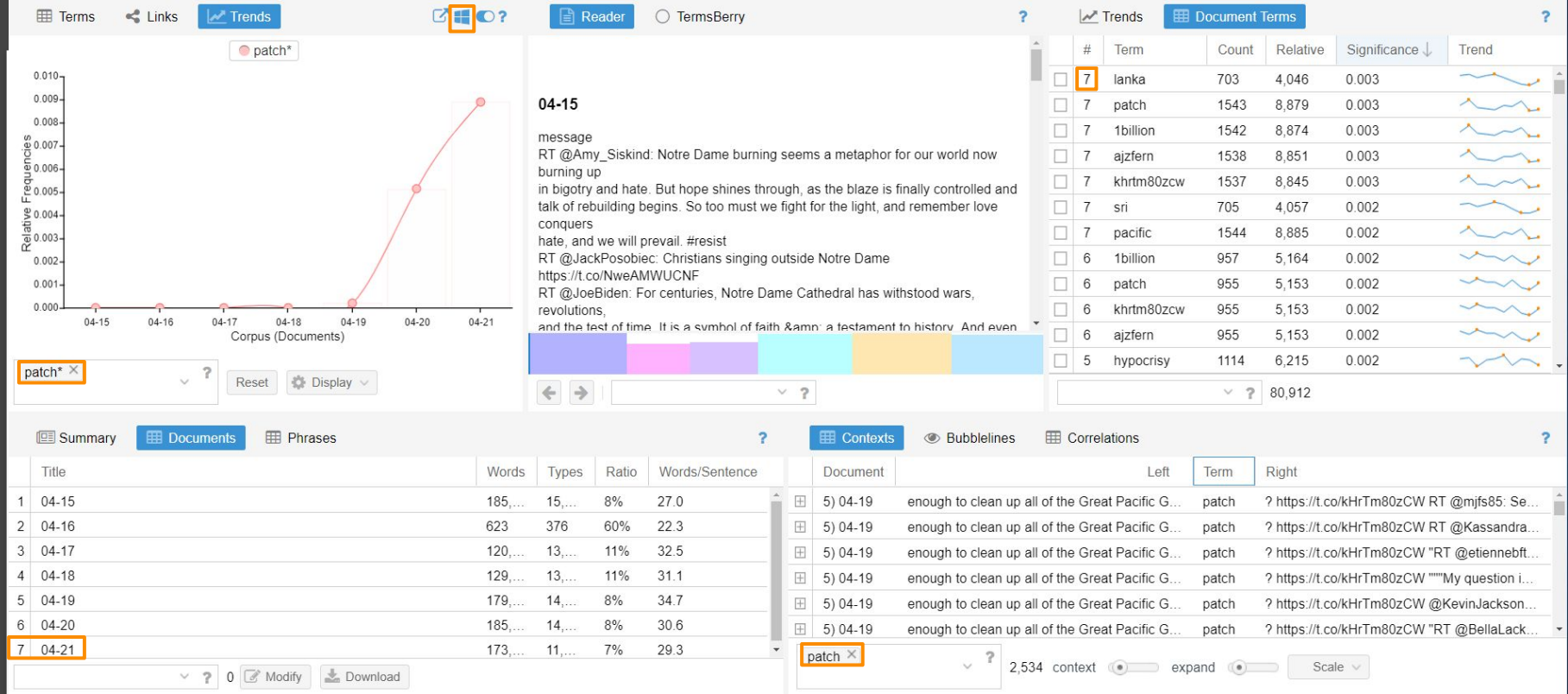
#	Term	Count	Relative	Significance	Trend
<input type="checkbox"/>	7 lanka	703	4,046	0.003	
<input type="checkbox"/>	7 patch				
<input type="checkbox"/>	7 1billion				
<input type="checkbox"/>	7 ajzfern	1538	8,851	0.003	
<input type="checkbox"/>	7 khrtm80zcv	1537	8,845	0.003	
<input type="checkbox"/>	7 sri	705	4,057	0.002	
<input type="checkbox"/>	7 pacific	1544	8,885	0.002	
<input type="checkbox"/>	6 1billion	957	5,164	0.002	
<input type="checkbox"/>	6 patch	955	5,153	0.002	
<input type="checkbox"/>	6 khrtm80zcv	955	5,153	0.002	
<input type="checkbox"/>	6 ajzfern	955	5,153	0.002	
<input type="checkbox"/>	5 hypocrisy	1114	6,215	0.002	

80,912

The significance is measured here using an TF-IDF score, a common way of expressing how important a term is in a document relative to the rest of the corpus.

In the upper right corner, you will see your Trends tool. Select the “**Document Terms**” tool. Mouse over a column header, click on the small gray arrow, and check “**Significance**.” Then, click on the gray arrow that appears on the Significance column header and choose **Sort Descending**.

Document Terms => Significance



Change your word cloud to the Trends tool by hovering your mouse over the question mark and clicking the window icon. Then select Trends. Search for the word(s) of interest in the search boxes in the Trends and Contexts tools. Finally, change your Summary tool to the Documents tool to cross reference the document number in which the word appears.

Questions?



@throughthe_veil



@dr.ashleysanders



@asanders.scholar.social
asandersgarcia@ucla.edu

Have questions or project ideas after the workshop that you'd like to discuss?

Book a [1-1 consultation](#)